

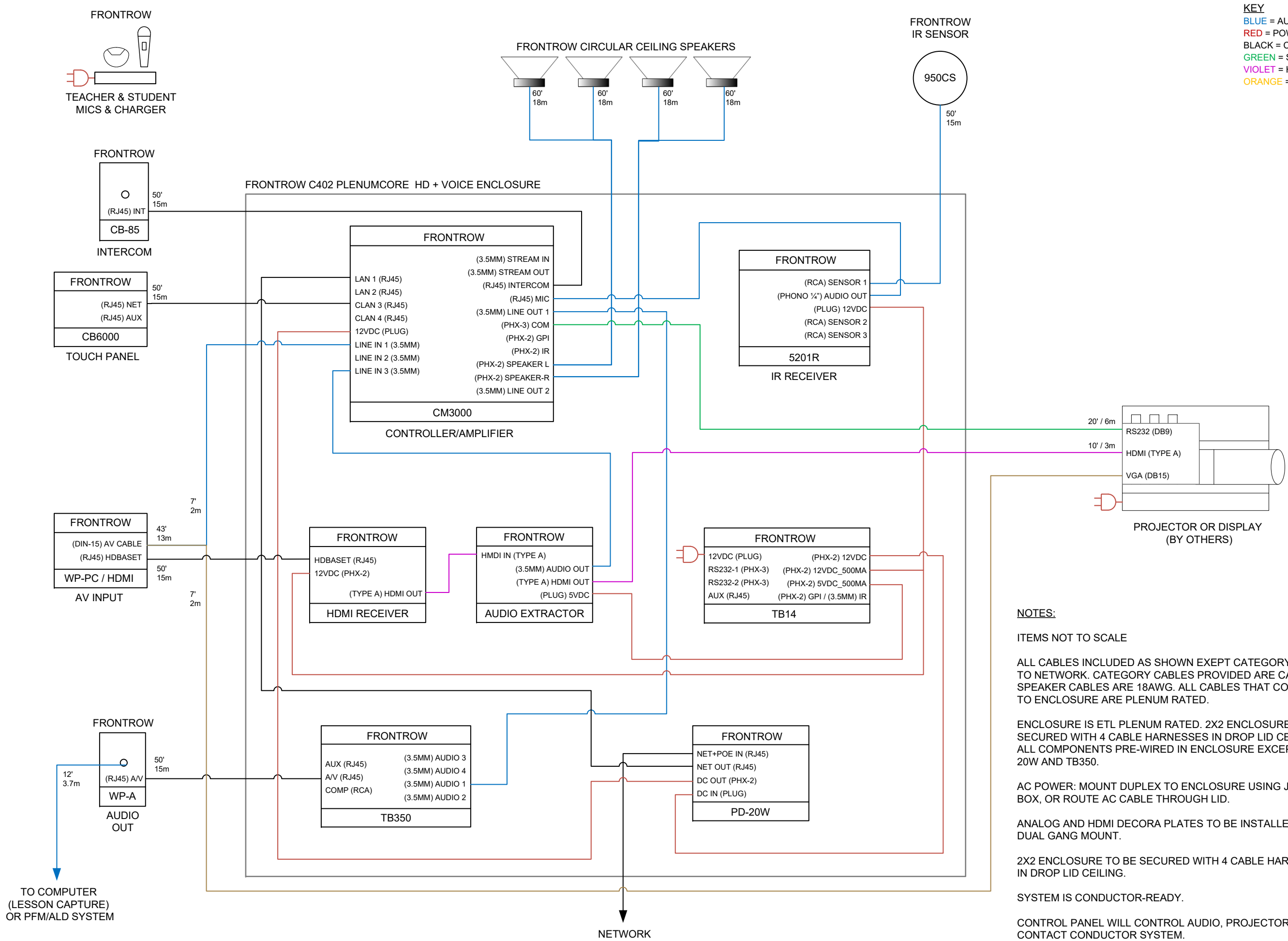
CONFIGURATION SUMMARY

CONFIG	DESCRIPTION	CORE	CONTROL	PoE	WP-A	WP-PC	HDMI	USB / AUDIO	SPEAKERS	TEACHER MICROPHONE	STUDENT MICROPHONE	INTERCOM	ANALOG PAGE OVERRIDE
Config 1	ezRoom HD + voice	C402 HD + voice	CB6000	PD20-W	✓	✓	1	-	4 in-ceiling	✓	✓	CB-85	-
Config 2	ezRoom HD + voice, analog page override	C402 HD + voice	CB6000	-	✓	✓	1	-	2 lay-in	✓	-	-	✓
Config 3	ezRoom Dual HD + voice (for displays with 2 HDMI inputs)	C402 HD + voice	CB6000	-	-	-	2	-	2 lay-in	✓	✓	-	-
Config 4	ezRoom Dual HD with switch + voice (for displays with 1 HDMI input)	C302 + voice	CB6000	-	-	-	2	-	2 lay-in	✓	-	-	-
Config 5	ezRoom HD + voice, lecture capture	C502 + voice	CB6000	-	✓	-	1	✓	2 lay-in	✓	-	-	✓
Config 6	ezRoom Dual HD + voice (for displays with 2 HDMI inputs)	C502 + voice	CB6000	-	✓	-	2	✓	2 lay-in	✓	✓	-	✓
Config 7	ezRoom + voice, lecture capture	C502 + voice	CB6000	-	✓	-	-	✓	2 lay-in	✓	✓	-	✓



frontrow

KEY
 BLUE = AUDIO / SPEAKER
 RED = POWER
 BLACK = CAT5E / UTP
 GREEN = SERIAL
 VIOLET = HDMI
 ORANGE = USB



NOTES:

ITEMS NOT TO SCALE

ALL CABLES INCLUDED AS SHOWN EXCEPT CATEGORY CABLE TO NETWORK. CATEGORY CABLES PROVIDED ARE CAT5E UTP. SPEAKER CABLES ARE 18AWG. ALL CABLES THAT CONNECT TO ENCLOSURE ARE PLENUM RATED.

ENCLOSURE IS ETL PLENUM RATED. 2X2 ENCLOSURE TO BE SECURED WITH 4 CABLE HARNESSSES IN DROP LID CEILING. ALL COMPONENTS PRE-WIRED IN ENCLOSURE EXCEPT PD-20W AND TB350.

AC POWER: MOUNT DUPLEX TO ENCLOSURE USING JUNCTION BOX, OR ROUTE AC CABLE THROUGH LID.

ANALOG AND HDMI DECORA PLATES TO BE INSTALLED IN A DUAL GANG MOUNT.

2X2 ENCLOSURE TO BE SECURED WITH 4 CABLE HARNESSSES IN DROP LID CEILING.

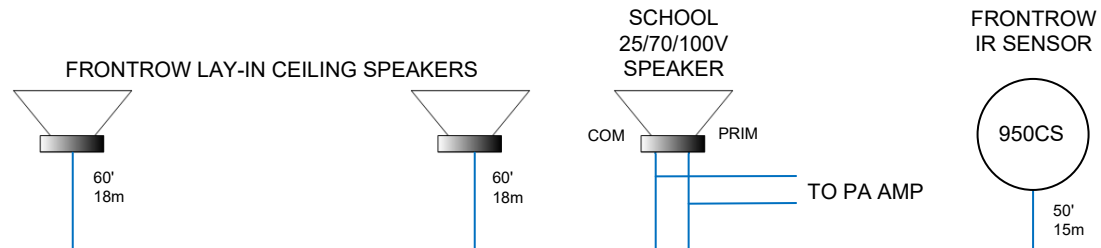
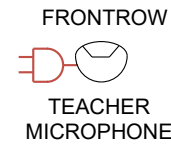
SYSTEM IS CONDUCTOR-READY.

CONTROL PANEL WILL CONTROL AUDIO, PROJECTOR, AND CONTACT CONDUCTOR SYSTEM.

CONFIGURATION 1

- EZROOM**
- C402 (CORE)
 - PD-20W (POE)
 - CB6000 (CONTROL)
 - WP-A (AV PLATE)
 - WP-PC (AV PLATE)
 - 202-01-430-00 (MIC + CHR)
 - 204-01-010-00 (SENSOR)
 - 470-2856-130 (SPEAKERS)
 - 300-2176-127 (SPKR CABLE)
 - CB-85 (INTERCOM)
 - 300-2176-154 (CAT5E CBL)
 - 320-2000-103 (FACEPLATE)
 - 320-2000-101 (FACEPLATE)

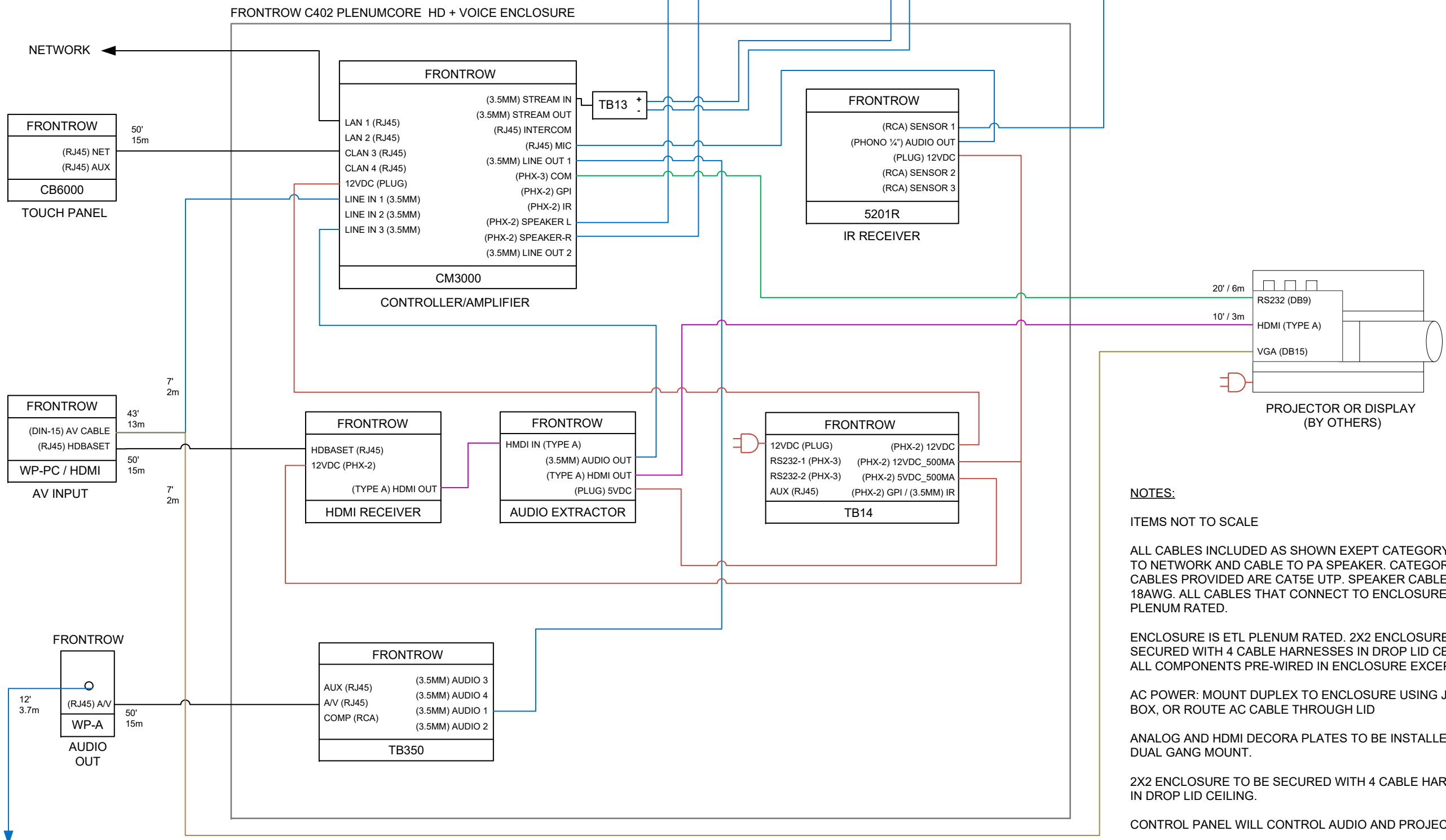
FrontRow
 1690 Corporate Circle
 Petaluma CA 94954
 800-227-0735



KEY
 BLUE = AUDIO / SPEAKER
 RED = POWER
 BLACK = CAT5E / UTP
 GREEN = SERIAL
 VIOLET = HDMI
 ORANGE = USB



frontrow



NOTES:

ITEMS NOT TO SCALE

ALL CABLES INCLUDED AS SHOWN EXCEPT CATEGORY CABLE TO NETWORK AND CABLE TO PA SPEAKER. CATEGORY CABLES PROVIDED ARE CAT5E UTP. SPEAKER CABLES ARE 18AWG. ALL CABLES THAT CONNECT TO ENCLOSURE ARE PLENUM RATED.

ENCLOSURE IS ETL PLENUM RATED. 2X2 ENCLOSURE TO BE SECURED WITH 4 CABLE HARNESSSES IN DROP LID CEILING. ALL COMPONENTS PRE-WIRED IN ENCLOSURE EXCEPT TB350.

AC POWER: MOUNT DUPLEX TO ENCLOSURE USING JUNCTION BOX, OR ROUTE AC CABLE THROUGH LID

ANALOG AND HDMI DECORA PLATES TO BE INSTALLED IN A DUAL GANG MOUNT.

2X2 ENCLOSURE TO BE SECURED WITH 4 CABLE HARNESSSES IN DROP LID CEILING.

CONTROL PANEL WILL CONTROL AUDIO AND PROJECTOR.

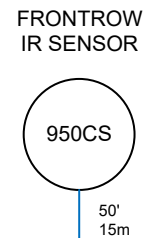
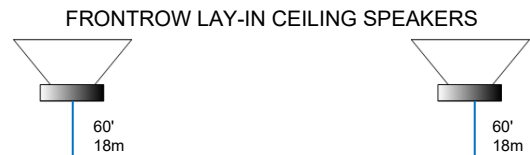
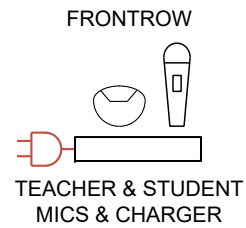
IF CEILING TILES ARE 2X4 THEN ADD (2) 320-2000-014 FINISHING T-BARS TO PARTS LIST.

CONFIGURATION 2

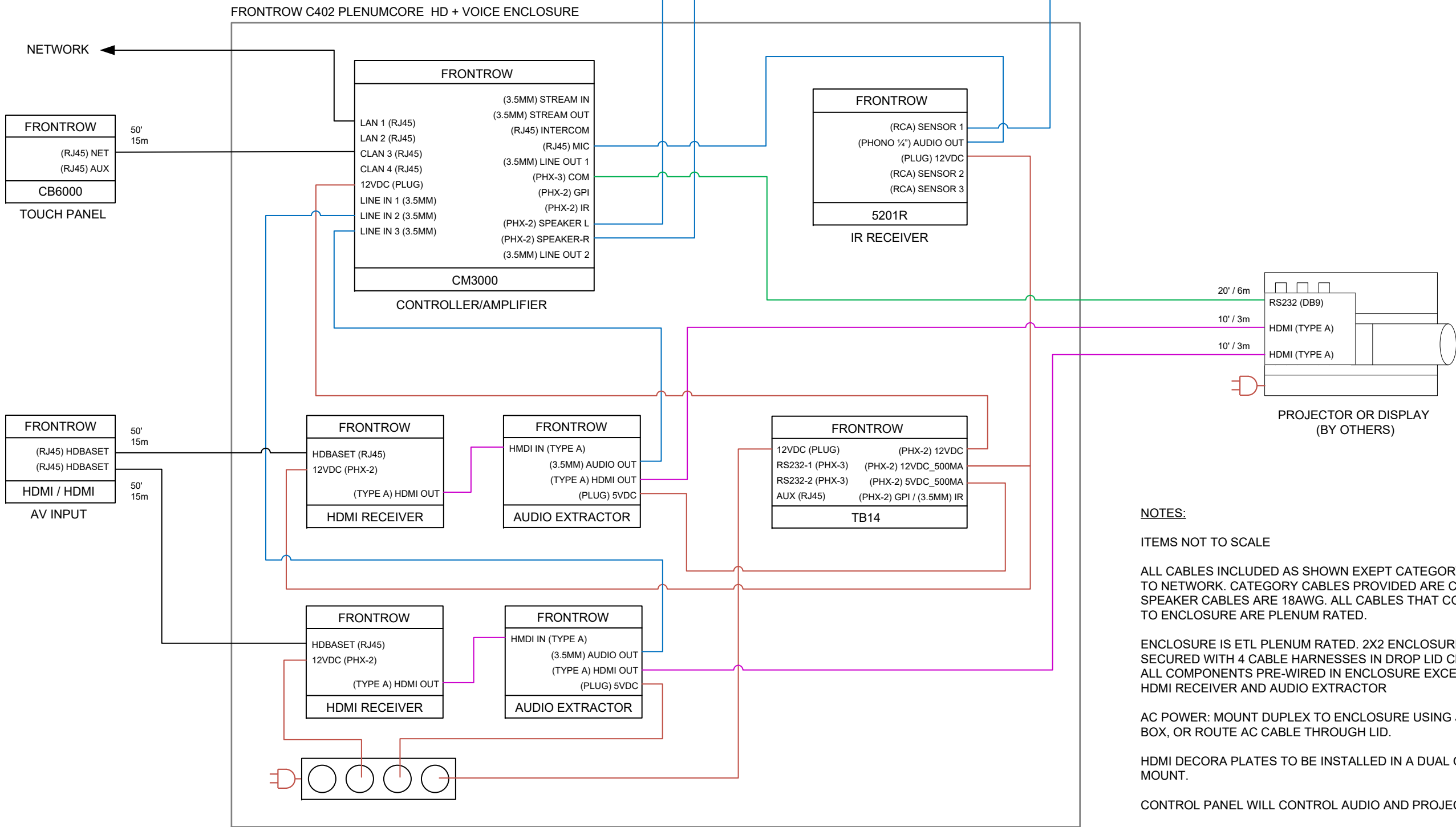
- EZROOM**
- C402 (CORE)
 - CB6000 (CONTROL)
 - WP-A (AUDIO OUT)
 - WP-PC (AV PLATE)
 - SP-L2CS (SPKR, SENS, CBL)
 - 310-2546-134 (TB13 PG OVR)
 - 320-2000-103 (FACEPLATE)

FrontRow
 1690 Corporate Circle
 Petaluma CA 94954
 800-227-0735

TO COMPUTER
 (LESSON CAPTURE)
 OR PFM/ALD SYSTEM



- KEY**
 BLUE = AUDIO / SPEAKER
 RED = POWER
 BLACK = CAT5E / UTP
 GREEN = SERIAL
 VIOLET = HDMI
 ORANGE = USB



NOTES:

ITEMS NOT TO SCALE

ALL CABLES INCLUDED AS SHOWN EXCEPT CATEGORY CABLE TO NETWORK. CATEGORY CABLES PROVIDED ARE CAT5E UTP. SPEAKER CABLES ARE 18AWG. ALL CABLES THAT CONNECT TO ENCLOSURE ARE PLENUM RATED.

ENCLOSURE IS ETL PLENUM RATED. 2X2 ENCLOSURE TO BE SECURED WITH 4 CABLE HARNESSSES IN DROP LID CEILING. ALL COMPONENTS PRE-WIRED IN ENCLOSURE EXCEPT ADDL HDMI RECEIVER AND AUDIO EXTRACTOR

AC POWER: MOUNT DUPLEX TO ENCLOSURE USING JUNCTION BOX, OR ROUTE AC CABLE THROUGH LID.

HDMI DECORA PLATES TO BE INSTALLED IN A DUAL GANG MOUNT.

CONTROL PANEL WILL CONTROL AUDIO AND PROJECTOR.

IF CEILING TILES ARE 2X4 THEN ADD (2) 320-2000-014 FINISHING T-BARS TO PARTS LIST.



frontrow

CONFIGURATION 3

EZROOM

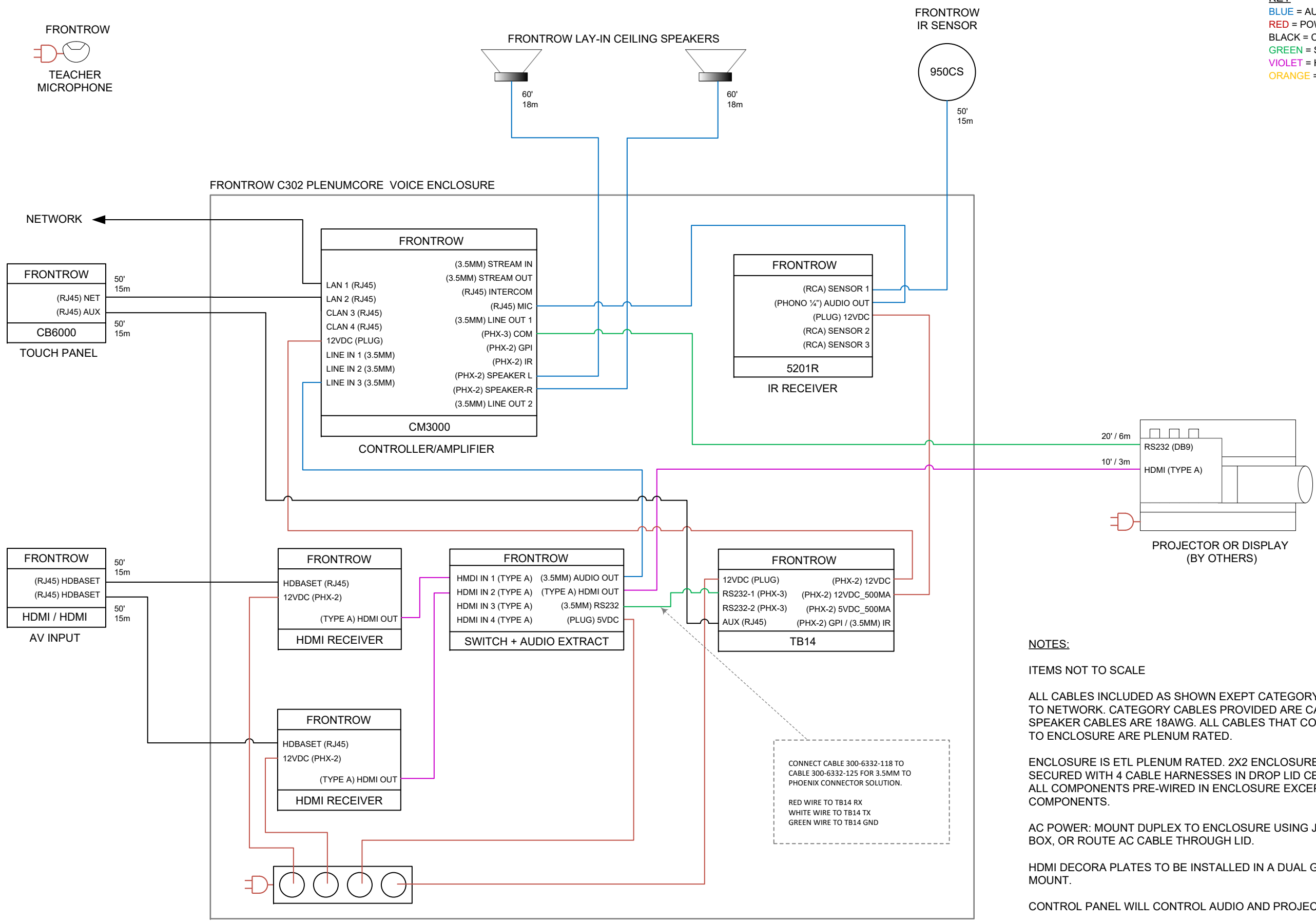
- C402 (CORE)
- CB6000 (CONTROL)
- WP-HD (EXTRA HDMI)
- 300-6332-132 (10FT HDMI)
- 202-01-430-00 (MIC + CHRG)
- 510-1000-001 (AUDIO EXT)
- SP-L2CS (SPKR, SENS, CBL)
- CMPL-PWR (POWER STRIP)
- 320-2000-103 (FACEPLATE)
- 300-6332-125 (3.5MM CBL)

FrontRow
 1690 Corporate Circle
 Petaluma CA 94954
 800-227-0735



frontrow

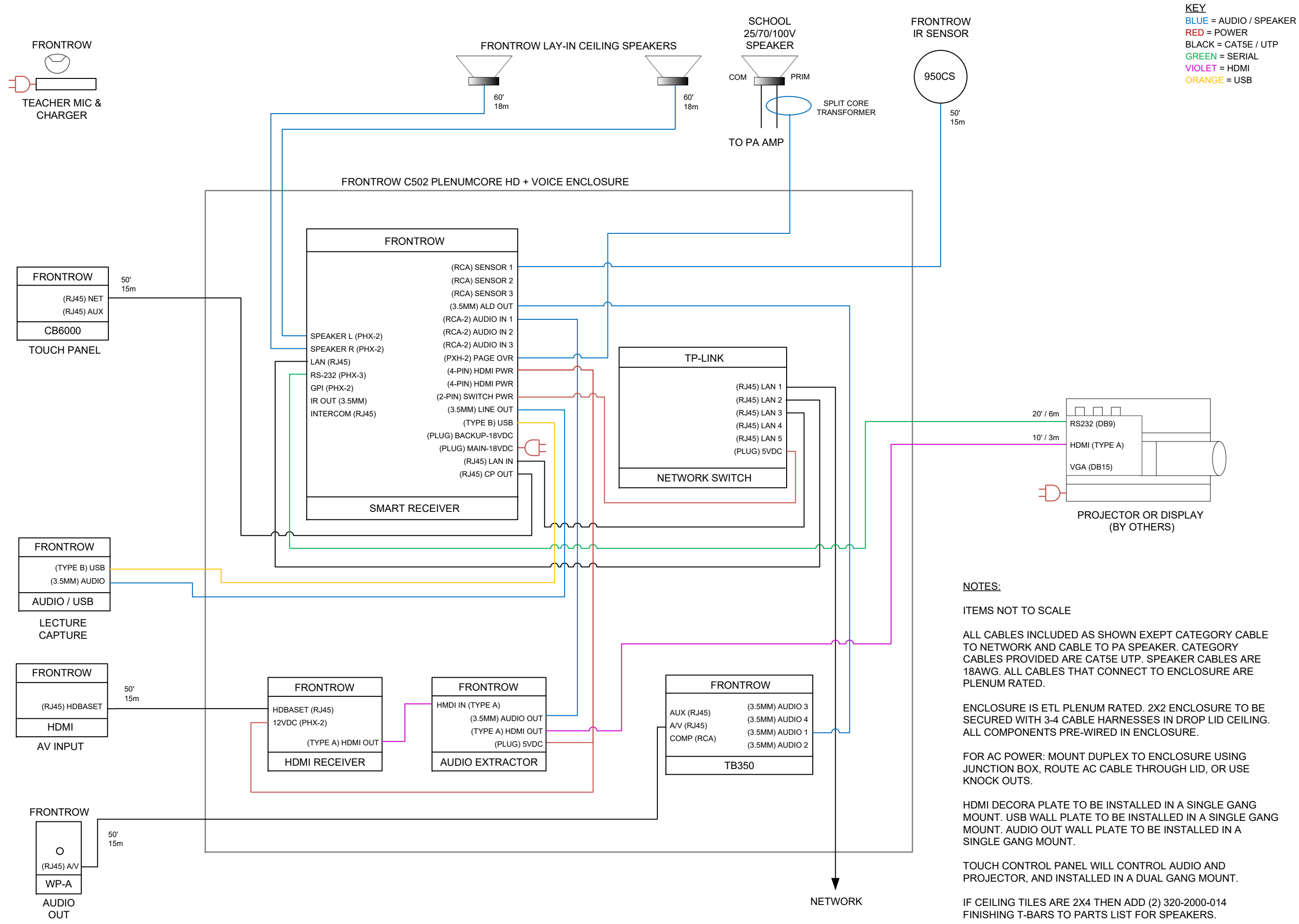
KEY
 BLUE = AUDIO / SPEAKER
 RED = POWER
 BLACK = CAT5E / UTP
 GREEN = SERIAL
 VIOLET = HDMI
 ORANGE = USB



CONFIGURATION 4

- EZROOM**
 C302 (CORE)
 CB6000 (CONTROL)
 (2) WP-HD (HDMI)
 300-6332-132 (10FT HDMI)
 300-2176-154 (CAT5E CBL)
 SP-L2CS (SPKR, SENS, CBL)
 CMPL-PWR (POWER STRIP)
 6400-00014 (SWITCH)
 320-2000-103 (FACEPLATE)
 300-6332-118 (3.5MM-PHX)
 (2) 300-6332-125 (3.5MM CBL)

FrontRow
 1690 Corporate Circle
 Petaluma CA 94954
 800-227-0735



KEY
 BLUE = AUDIO / SPEAKER
 RED = POWER
 BLACK = CAT5E / UTP
 GREEN = SERIAL
 VIOLET = HDMI
 ORANGE = USB

NOTES:

ITEMS NOT TO SCALE

ALL CABLES INCLUDED AS SHOWN EXCEPT CATEGORY CABLE TO NETWORK AND CABLE TO PA SPEAKER. CATEGORY CABLES PROVIDED ARE CAT5E UTP. SPEAKER CABLES ARE 18AWG. ALL CABLES THAT CONNECT TO ENCLOSURE ARE PLENUM RATED.

ENCLOSURE IS ETL PLENUM RATED. 2X2 ENCLOSURE TO BE SECURED WITH 3-4 CABLE HARNESSSES IN DROP LID CEILING. ALL COMPONENTS PRE-WIRED IN ENCLOSURE.

FOR AC POWER: MOUNT DUPLEX TO ENCLOSURE USING JUNCTION BOX, ROUTE AC CABLE THROUGH LID, OR USE KNOCK OUTS.

HDMI DECORA PLATE TO BE INSTALLED IN A SINGLE GANG MOUNT. USB WALL PLATE TO BE INSTALLED IN A SINGLE GANG MOUNT. AUDIO OUT WALL PLATE TO BE INSTALLED IN A SINGLE GANG MOUNT.

TOUCH CONTROL PANEL WILL CONTROL AUDIO AND PROJECTOR, AND INSTALLED IN A DUAL GANG MOUNT.

IF CEILING TILES ARE 2X4 THEN ADD (2) 320-2000-014 FINISHING T-BARS TO PARTS LIST FOR SPEAKERS.

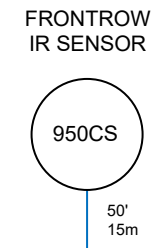
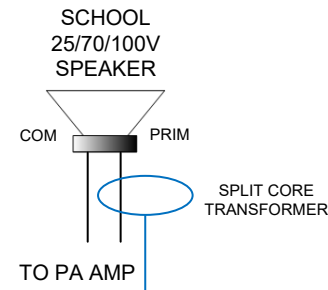
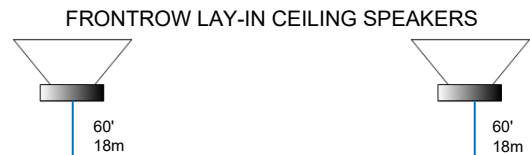
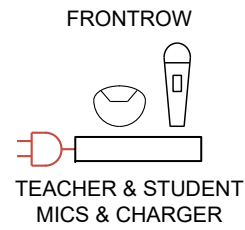


frontrow

Configuration 5

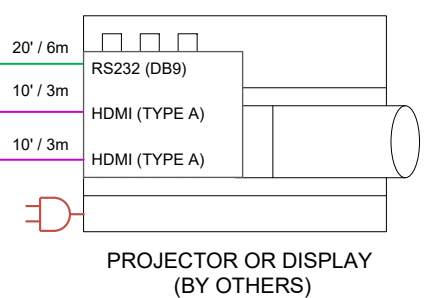

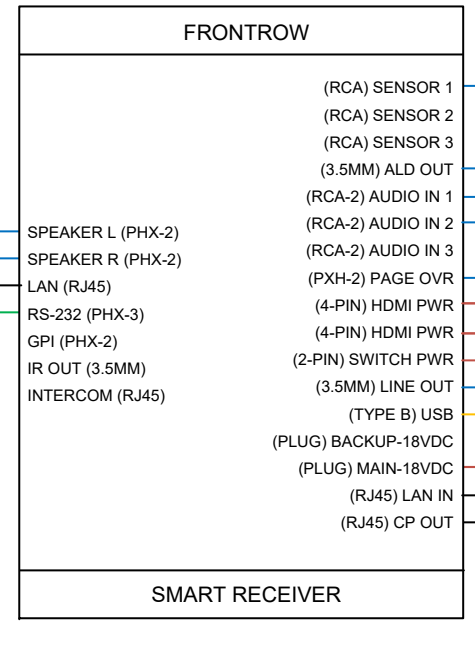
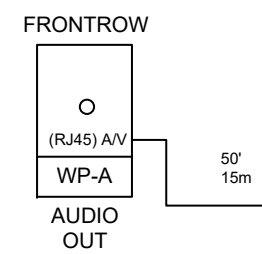
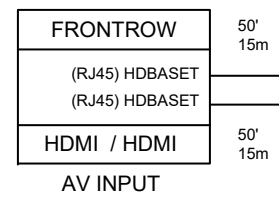
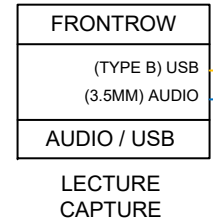
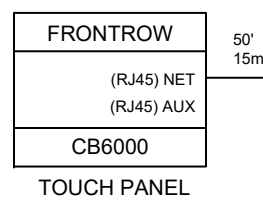
- EZROOM**
- C502 (BASE SYSTEM)
 - HDMI-X1 (HDMI)
 - SP-L2CS (SPKR + SENSOR)
 - CB-6000 (TOUCH CTRL)
 - TE-C-USB (WALL PLATE)
 - WP-A (WALL PLATE)
 - 1000-00013 (PG OVERRIDE)
 - 320-2000-101 (FACEPLATE)
 - 202-05-103-00 (MIC)
 - 202-05-103-00 (CHARGER)

FrontRow
 1690 Corporate Circle
 Petaluma CA 94954
 800-227-0735



KEY
 BLUE = AUDIO / SPEAKER
 RED = POWER
 BLACK = CAT5E / UTP
 GREEN = SERIAL
 VIOLET = HDMI
 ORANGE = USB

FRONTROW C502 PLENUMCORE DUAL HD + VOICE ENCLOSURE



NOTES:
 ITEMS NOT TO SCALE
 ALL CABLES INCLUDED AS SHOWN EXCEPT CATEGORY CABLE TO NETWORK AND CABLE TO PA SPEAKER. CATEGORY CABLES PROVIDED ARE CAT5E UTP. SPEAKER CABLES ARE 18AWG. ALL CABLES THAT CONNECT TO ENCLOSURE ARE PLENUM RATED.
 ENCLOSURE IS ETL PLENUM RATED. 2X2 ENCLOSURE TO BE SECURED WITH 3-4 CABLE HARNESSSES IN DROP LID CEILING. ALL COMPONENTS PRE-WIRED IN ENCLOSURE EXCEPT SECOND HDMI SET AND TB350.
 FOR AC POWER: MOUNT DUPLEX TO ENCLOSURE USING JUNCTION BOX, ROUTE AC CABLE THROUGH LID, OR USE KNOCK OUTS.
 HDMI DECORA PLATES TO BE INSTALLED IN A UDAL GANG MOUNT. USB WALL PLATE TO BE INSTALLED IN A SINGLE GANG MOUNT. AUDIO OUT WALL PLATE TO BE INSTALLED IN A SINGLE GANG MOUNT.
 TOUCH CONTROL PANEL WILL CONTROL AUDIO AND PROJECTOR, AND INSTALLED IN A DUAL GANG MOUNT.
 IF CEILING TILES ARE 2X4 THEN ADD (2) 320-2000-014 FINISHING T-BARS TO PARTS LIST FOR SPEAKERS.

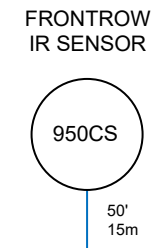
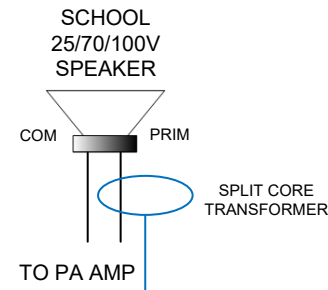
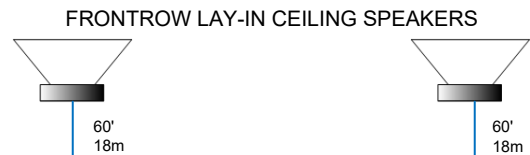
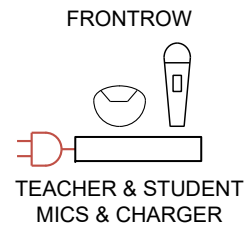


frontrow

Configuration 6

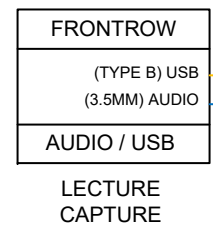
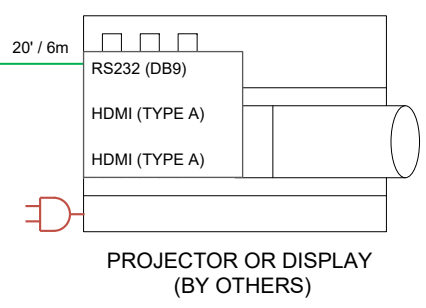

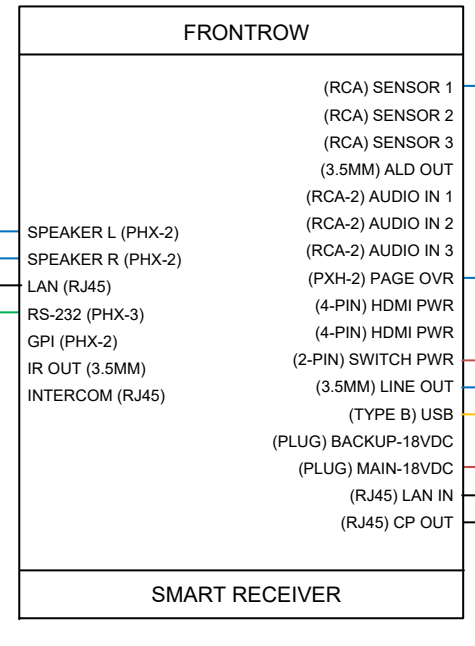
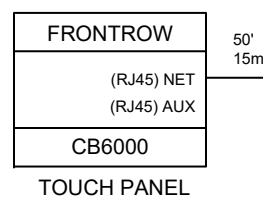
- EZROOM**
 C502 (BASE SYSTEM)
 HDMI-X1 (HDMI)
 1000-00012 (HDMI 2)
 SP-L2CS (SPKR + SENSOR)
 CB-6000 (TOUCH CTRL)
 TE-C-USB (WALL PLATE)
 WP-A (WALL PLATE)
 1000-00013 (PG OVERRIDE)
 320-2000-103 (FACEPLATE)
 202-05-103-00 (MIC)
 202-05-102-00 (CHARGER)
 202-05-101-00 (STUDENT)

FrontRow
 1690 Corporate Circle
 Petaluma CA 94954
 800-227-0735



KEY
 BLUE = AUDIO / SPEAKER
 RED = POWER
 BLACK = CAT5E / UTP
 GREEN = SERIAL
 VIOLET = HDMI
 ORANGE = USB

FRONTROW C502 PLENUMCORE + VOICE ENCLOSURE



NETWORK

NOTES:

ITEMS NOT TO SCALE

ALL CABLES INCLUDED AS SHOWN EXCEPT CATEGORY CABLE TO NETWORK AND CABLE TO PA SPEAKER. CATEGORY CABLES PROVIDED ARE CAT5E UTP. SPEAKER CABLES ARE 18AWG. ALL CABLES THAT CONNECT TO ENCLOSURE ARE PLENUM RATED.

ENCLOSURE IS ETL PLENUM RATED. 2X2 ENCLOSURE TO BE SECURED WITH 3-4 CABLE HARNESSSES IN DROP LID CEILING. ALL COMPONENTS PRE-WIRED IN ENCLOSURE.

FOR AC POWER: MOUNT DUPLEX TO ENCLOSURE USING JUNCTION BOX, ROUTE AC CABLE THROUGH LID, OR USE KNOCK OUTS.

USB WALL PLATE TO BE INSTALLED IN A SINGLE GANG MOUNT.

TOUCH CONTROL PANEL WILL CONTROL AUDIO AND PROJECTOR, AND INSTALLED IN A DUAL GANG MOUNT.

IF CEILING TILES ARE 2X4 THEN ADD (2) 320-2000-014 FINISHING T-BARS TO PARTS LIST FOR SPEAKERS.



frontrow

Configuration 7

- EZROOM**
 C502 (BASE SYSTEM)
 SP-L2CS (SPKR + SENSOR)
 CB-6000 (TOUCH CTRL)
 TE-C-USB (WALL PLATE)
 1000-00013 (PG OVERRIDE)
 202-05-103-00 (MIC)
 202-05-102-00 (CHARGER)
 202-05-101-00 (STUDENT)

FrontRow
 1690 Corporate Circle
 Petaluma CA 94954
 800-227-0735