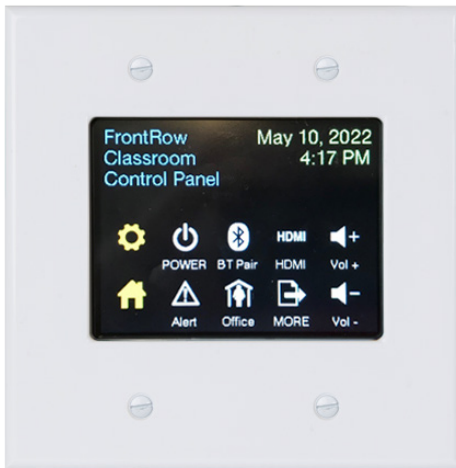


For Teachers, Professors, and End Users



FrontRow Control can be used on your Boxlight® (Mimio® or Clevertouch®) display, iPad®, iPhone®, or Mac® with Apple Silicon to adjust audio volume and control your AV devices such as displays, projectors, AppleTV®, and more. If you are using FrontRow Conductor™ campus communication, you can also call the office and activate alerts. The Control app buttons will match your FrontRow wall Touch Control panel.

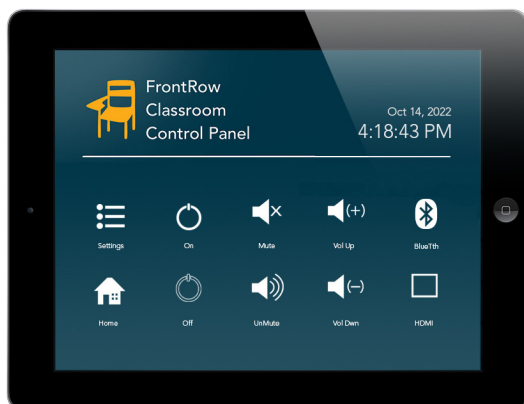


For information on exactly what your control buttons have been programmed to do, please check with your technology staff.

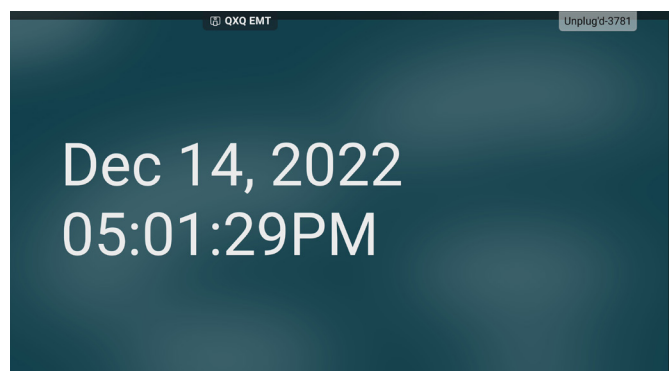
- Most buttons will initiate the selected action immediately. Depending on configuration, some buttons may take you to another page of buttons.
- You can get back to the main page by tapping the **Home** button.
- If your touch control panel does not match the app, tap the **Home** button to refresh your app configuration.
- The **Settings** button is for app configuration and should be used by the technical staff.
- Tapping on the clock at the top of the app will show a full screen clock. Tap again to dismiss the clock screen.



Example of Button Setup



Control on iPad



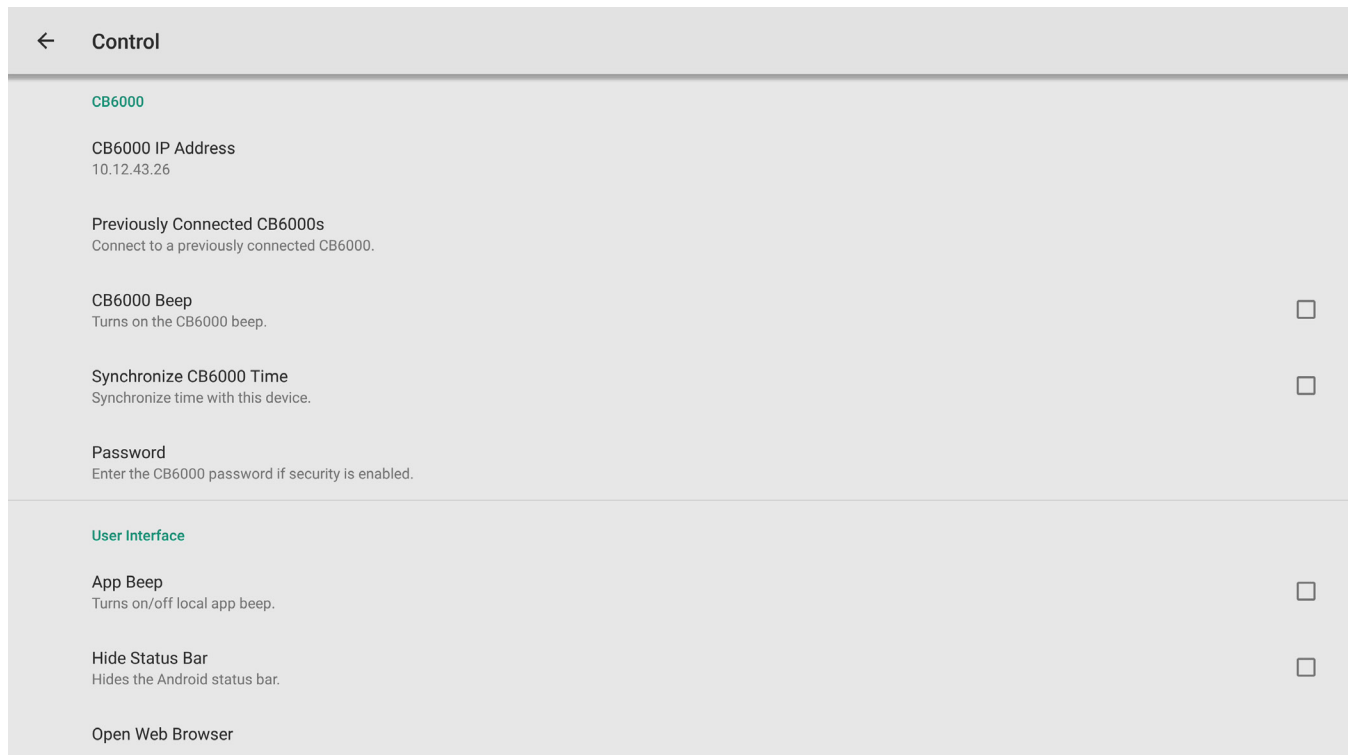
Full screen clock

For Installers and Technical Administrators

The FrontRow Control app is designed to work with the CB6000 Touch Control panel. Once “paired” with a device, the app will automatically match the configuration of the CB6000, including button icons, names, and actions.

Note: The display or device running the app must be able to communicate with the FrontRow CB6000 over the network. Depending on your network configuration there may need to be a route between VLANs to allow for this.

If the FrontRow network devices are exposed to teachers and students via the wireless network, it is recommended that password protection be used on each device ensure the system is secure.



CB6000 IP Address

Enter the IP address of the CB6000 that the app will be pairing with.

Previously Connected CB6000s

Enables administrators and teachers to move between rooms without having to retype IP addresses. (Used for mobile devices).

CB6000 Beep

When checked, the CB6000 will beep when buttons are pressed in the app.

Synchronize the CB6000 Time

The CB6000 internal time can be synchronized with a network time server, or from the Conductor server, or, by checking this option, via the mobile/display app.

Password

The password for the CB6000 at the IP address specified above.

App Beep

Turns on/off the beep when buttons are pressed in the app.

Hide Status Bar

Hides the Android® status bar when checked.

Open Web Browser

Opens the CB6000 web configuration pages at the IP address specified above, for installer convenience.