

















# ClassLight Status Indicator Signals

Your ezRoom\* or Juno Connect is equipped with a status indicator ClassLight or LCD which helps you know the status of your device. The color of the ClassLight or LCD will change based on what is happening with your system. It is also possible for your system to be configured to turn the ClassLight off.

Color	LCD	ClassLight	Status	Notes
No light			Power off/asleep	
White			Power on	
Flashing White			System on backup power Unit on backup PoE	Back-up power is an option and must be installed separately
Blue			Intercom call active	When used with FrontRow Conductor
Purple			Page/Bell/Pre-recorded message active	When used with FrontRow Conductor
Red			Recording active	When used with FrontRow Teacher Edition
Flashing Red			Recording paused	When used with FrontRow Teacher Edition
Alternating Yellow/White			System re-boot required	Contact your system administrator

\*This document refers to the ClassLight behavior for ezRooms equipped with the ICR-01 Smart Receiver.